



Dear Parents and Guardians,


During the school year, students have deepened their knowledge of many new math and language arts concepts. In order for your children to maintain these skills, it is important to continue to practice them over the summer. The purpose of the summer reading and math packet is to encourage students to become lifelong readers and mathematicians; therefore, we are providing students with fun and engaging ways to practice their skills this summer.

The reading packet consists of grammar activities, a reading log and a book report for one of their favorite books. In order to foster a love of reading, students are not given a specific list of books, but we ask that they read for at least 10-15 minutes each day. Please use the reading log to keep track of the books they have read. Students are encouraged to read books that match their level of comprehension and interest. The packet will be turned in on the first day of school.

The math packet has activities that will provide students with opportunities to practice concepts learned this year. It will also help prepare them for the beginning of the next school year in 3rd grade. Some of the skills they will review are 3 digit addition and subtraction, multi-step problems, money, time, and place value. Most importantly, it will benefit your child to master their addition and subtraction facts. Students should learn them well enough to answer quickly. We recommend using flash cards, board games and technology games (Prodigy, Zearn, mathgames.com) to achieve this goal. An addition table and math fact sheet are included in the packet for students to use as a resource while they practice and review the concepts.

Thank you for your continued support. We hope you have a safe and wonderful summer vacation, and we look forward to seeing you next school year!





Student's Name: _____

Teacher's Name: _____

Name _____ Date _____

Give It a Capital

Directions: Circle the words that need a capital letter.

school

mcdonald's

seven

music

friday

my mom

sunday

emily

dog

mrs. brown

october

pumpkin

sister

zoo

library

christmas

second grade

easter

month

memorial day

united states of america

january

detroit zoo

yesterday

kroger

jeff

Name _____

Synonyms and Antonyms



Directions: Color the surfboards with synonyms orange.

Color the surfboards with antonyms blue.

glad happy	above below	glue paste	better worse	close open	small little	long short
float sink	see look	high low	last first	woman lady	less more	fast quick
end finish	loose tight	cry sob	hurry rush	hard soft	cold icy	on off
play work	right wrong	child kid	polite rude	dirty filthy	sell buy	tired sleepy

Name _____ Date _____

Compound words

Directions: Cross out the words that are NOT compound words.

barnyard

into

fireplace

evergreen

ice cream

stove

mother

water bottle

popcorn

toothbrush

mrs. brown

bluebird

backpack

october

zoo

library

candy

grandfather

rainbow

blanket

baseball

underline

sunflower

pencil

yesterday







peanut butter

cherry


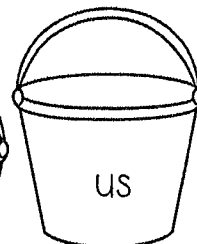
















Name _____

Roll and Color a Part of Speech!

Directions: Roll a die and color that part of speech.



	nouns (red)
	verbs (orange)
	adverbs (yellow)
	adjectives (green)
	pronouns (blue)
	prepositions (purple)



Name _____

Find the Grammar I!

Directions: Look at the picture below. Find and write each word under the correct category.
 Bonus: Use one word from each category to write 3 sentences on the back of this page.

nouns	adjectives	verbs	pronouns
1. _____	1. _____	1. _____	1. _____
2. _____	2. _____	2. _____	2. _____
3. _____	3. _____	3. _____	3. _____
4. _____	4. _____	4. _____	4. _____
5. _____	5. _____	5. _____	5. _____
6. _____	6. _____	6. _____	6. _____



Name _____ Date _____

fix the sentence

Directions: Fix the sentence below. Then rewrite it on the lines. Hint: The number after each sentence is how many mistakes you need to find.

my Teacher's name is Mrs. smith

(4)

we whant to play with r friends after school?

(4)

she am going to the movies wif her family.

(3)

wut is your dogs name!

(4)

Name _____

Date _____

fix the sentence

Directions: Fix the sentence below. Then rewrite it on the lines. Hint: The number after each sentence is how many mistakes you need to find.

i has three sisters And one Cat

(5)

Due you want to come over and Play!

(3)

we visited michigan ohio and iowa this summer

(7)

when am you coming over, john!

(4)

Name _____

3rd Grade SIGHT WORDS I



Directions: Use the words to fill in the sentences.

about	carry	done	eight	full
better	clean	draw	fall	together
bring	cut	drink	far	grow

1. Mary needs to her bedroom.

2. It is too to walk to the beach.

3. Did you all of your milk?

4. What was the book ?

5. We want to vegetables in the garden.

6. Please some extra water with you.

7. My mom accidentally her finger on the knife.

8. We can go to the movies .

9. I like hotdogs than hamburgers.

10. Are you with your popsicle?

11. I found sand crabs on the beach.

12. Did you that picture all by yourself?

13. Can you help me in the groceries?

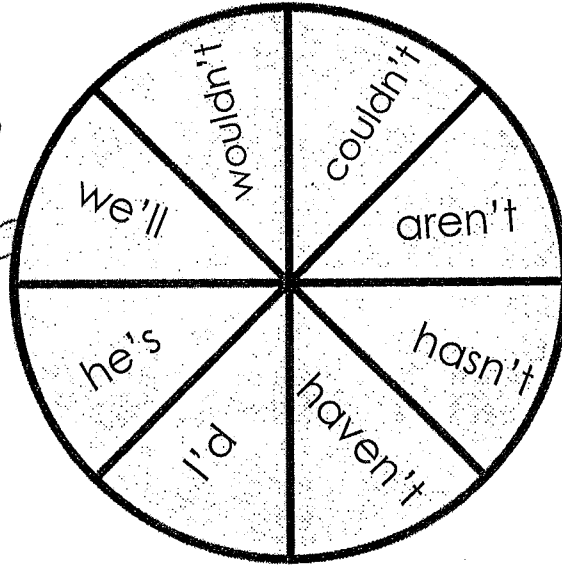

14. I am not too for ice cream!

15. Do not and trip on that rock.

Name _____ Date _____

Contraction action

Directions: Spin the contraction spinner. Write the contraction. Then write the two words that make up the contraction.



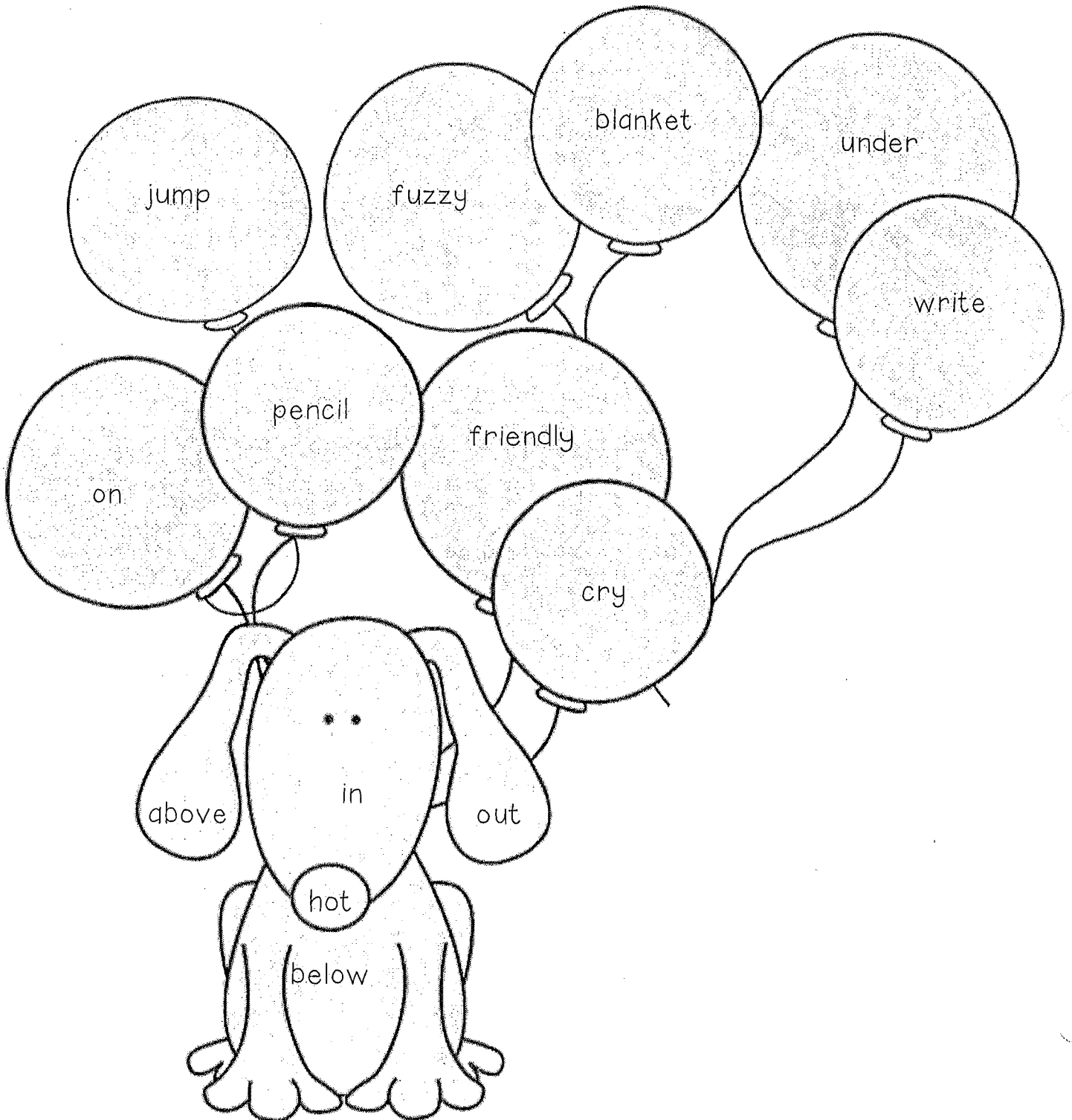
Contraction	First Word	Second Word
shouldn't	should	not

Name _____

Date _____

Color the parts of speech

- Color the nouns BLUE (person, place, thing)
- Color the verbs GREEN (something you do)
- Color the adjectives RED (describes a noun)
- Color the prepositions YELLOW (tells where something is)




Name _____

Supporting Details I

Directions: Read the topic sentence.

Use the picture to help you write supporting details that relate to the topic sentence.




There are many different activities to do at the beach.

Name _____


Supporting Details II

Directions: Read the topic sentence.

Use the picture to help you write supporting details that relate to the topic sentence.



A cookout can be a lot of fun.



READING LOG

Book Title _____
Author _____ Number of pages _____
Publisher _____ Copyright date _____
Date book started _____ Date book completed _____

Book Title _____
Author _____ Number of pages _____
Publisher _____ Copyright date _____
Date book started _____ Date book completed _____

Book Title _____
Author _____ Number of pages _____
Publisher _____ Copyright date _____
Date book started _____ Date book completed _____

Book Title _____
Author _____ Number of pages _____
Publisher _____ Copyright date _____
Date book started _____ Date book completed _____

Book Title _____
Author _____ Number of pages _____
Publisher _____ Copyright date _____
Date book started _____ Date book completed _____

BOOK REPORT

Book Title _____

Author _____ Number of pages _____

Publisher _____ Copyright date _____

Where and when did the story take place?

The main characters:



Brief summary of the book {be sure to tell the beginning, middle and end of the story}:

Created by Jolanthe @ <http://homeschoolcreations.com>

Write two new words that you learned from this book. Then, write what each of those words means.

1. _____

2. _____

Book evaluation {circle one number} 1 2 3 4 5 6 7 8 9 10

I didn't like it

I loved it!!