

Rising 3rd Grade Students

READING AND MATH

2 into 3

Dear Rising Third Grade Parents,

Happy Summertime! Your child has worked hard throughout the year and is ready for a bit of rest and relaxation. In order to keep up the skills they have learned in second grade, we have attached some helpful worksheets, along with links for language arts and math. It is very important for your child to continue reading throughout the summer. Along with this, practicing comprehension will help to enhance reading skills. Asking your child questions about the book they are reading promotes this skill. There will not be a required reading list, rather a reading bingo and a few websites that may be helpful to find grade appropriate books.

Other important skills to practice over the summer are addition and subtraction math facts and word problems. Attached are a few examples of the types of problems that will help students as we begin multiplication and division. More helpful sites and worksheets can be found at the bottom of this page. We encourage your child to practice facts with flashcards, online games, board games, and extra worksheets like the ones attached to this page.

We look forward to seeing you next school year in third grade. Have a safe and wonderful summer!

Mrs. Feeley- 3A and Mrs. Montgomery- 3B

Helpful Reading Sites:

<https://www.getepic.com/>

<https://k-12readinglist.com/reading-lists-for-elementary-school-children/>

Helpful Math Sites:

https://www.math-aids.com/Mixed_Problems/Mixed_Problems_Drills.html,

<https://www.prodigygame.com/main-en/>

E. coli 5

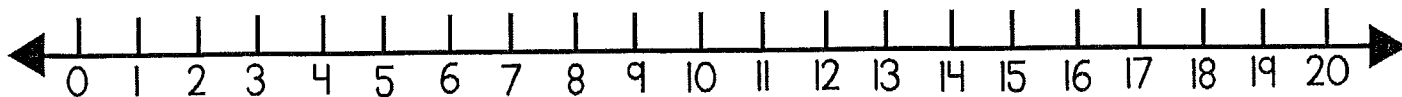
Reading Bingo

Name: _____

Read a book from the public library.	Read your favorite picture book to a friend or family member.	Practice reading a book, then read it aloud to your family.	Read a book to a parent while sitting in a fort you made.	Read 10 poems from a poem book.
Read aloud to a stuffed animal and a parent.	Read for an hour without stopping.	Read an informational book about something you are interested in.	Read a picture book to a parent.	Read a book to your mom or dad in a weird place.
Buddy read with a friend or sibling (they read a page, and then you read one).	Read a book then draw a picture that shows the beginning middle and end.	Free	Read a fairy tale to a parent.	Read a book to someone who is older than you.
Read one of your parents favorite picture books to them.	Read a book to your mom or dad.	Have a parent read a book to you, then you read the same book to them.	Read from a magazine for kids (find one at the public library).	Have a Read-a-thon for two hours. Read with blankets, pillows, stuffed animals and snacks.
Read a bedtime story to a parent before you go to bed.	Read aloud to a parent while they prepare dinner.	Read a book to an adult with a flashlight in the dark.	Read a book about animals (fiction or non-fiction).	Read a book you've never read before to a parent.

Read one of your parents favorite picture books to them.

Name: _____



3	8
+ 5	4

5	7
+ 2	5

2	2
+ 6	9

5	2
+ 2	9

3	4
+ 3	6



5	7
+ 2	6

6	5
+ 2	8

2	9
+ 4	5

2	4
+ 1	9

4	7
+ 4	8

2	9
+ 3	2

7	6
+ 1	8

Name: _____

5	1	8
+ 2	0	4

3	1	7
+ 5	3	5

4	1	8
+ 4	5	6


4	1	9
+ 3	6	4

6	2	7
+ 3	5	3

5	3	8
+ 2	5	3

1	0	5
+ 2	7	7

5	4	6
+ 2	4	7

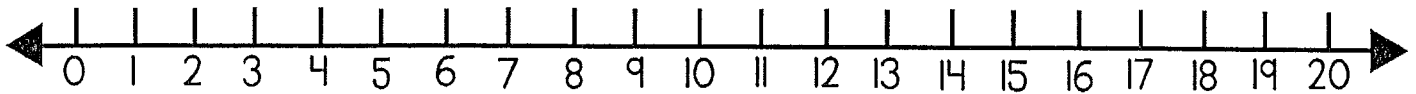


4	3	8
+ 3	5	2


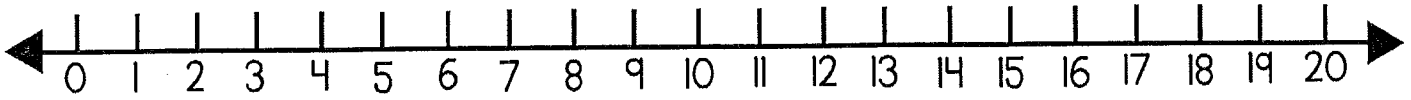
2	6	5
+ 2	1	7

6	4	8
+ 1	3	5

2	7	8
+ 2	0	7



Name: _____



8	1
- 4	6

8	7
- 3	9

9	2
- 3	6

6	3
- 2	8

7	5
- 4	7

6	5
- 2	7

9	0
- 5	5

5	3
- 1	7

5	3
- 3	8

7	2
- 2	5

5	5
- 2	9

6	2
- 3	8

7	1
- 3	5

4	0
- 2	8